


SETTING UP THE SYMBOL LS-4004 CORDED LASER SCANNER – PS/2



SET ALL DEFAULTS



HID Keyboard Emulation



ENABLE UPC-A



ENABLE CODABAR



ENABLE UPC/EAN COUPON CODE



ENABLE CODE 128




ENABLE CODE 39

Connect the PS/2 adapter cable between your PC and the keyboard.

Scan the following items on this page in order:


- Scan: Set All Defaults
- Scan: HID Keyboard Emulation
- Scan: Enable UPC-A
- Scan: Enable Codabar
- Scan: Enable UPS/EAN Coupon Code
- Scan: Enable Code 128
- Scan: Enable Code 39
- Scan: Enable EAN-13
- Scan: Enable Code 93
- Scan: Enable EAN-8
- Scan: UPC-E
- Scan: Enable UCC/EAN 128
- Scan: Scan Options
- Scan: <Data><Suffix>
- Scan: ENTER



ENABLE EAN-13




ENABLE CODE 93



ENABLE EAN-8



ENABLE UPC-E




ENABLE UCC/EAN-128



SCAN OPTIONS



<DATA> <SUFFIX>



ENTER